



VISION SENSORS

FOR INDUSTRIAL
AUTOMATION

 **di-soric**

VISION SENSORS FOR THE MOST DIVERSE REQUIREMENTS

CS-50 VISION SENSORS – SIMPLE OPERATION AND RELIABLE DETECTION TOOLS

CS-50 Vision Sensors – the world's smallest vision sensors offer powerful performance with easy handling for numerous verification tasks in industrial applications.

With their Liquid Lens, autofocus and outstanding click-zoom function, you can realize multiple fields of view without a loss of resolution.



- Smallest vision sensor for narrow environments
- Extensive verification tools
- 3 variants for working distances from 40 - 1200 mm
- Liquid Lens, autofocus & click-zoom

CS-60 VISION SENSORS – THE BEST POSSIBLE FLEXIBILITY FOR DEMANDING INSPECTION TASKS

Our CS-60 Vision Sensor offers outstanding flexibility for the highest degree of productivity. Due to easy lens changing and integrated high-performance illumination, the CS-60 creates excellent images with respect to distance, field of vision and resolution.

The extensive tools can be easily expanded through software upgrades and may be individually customized as needed. Comfortable, logical linking of tools and the versatile Profinet connection to the existing PLS component complete its flexibility.



- Flash with high power LED illumination in red and white
- Changeable lenses for flexibility in terms of distance, field of vision and resolution
- Upgrade options: Measuring module and Detection module and reading of 1D/2D codes
- Flexible Profinet component configuration

OUR ALL-AROUND SOLUTION. THE CS-50.

CS-50 VISION SENSORS – SIMPLE OPERATION AND RELIABLE DETECTION TOOLS

The compact and robust CS-50 is easily integrated into machines and systems that only have limited space. The intuitive operation of the vision sensor offers top performance for completeness checking, rotation verification, presence checking, counting objects and much more.

Up to 300% faster performance

The CS-50 offers a significant increase in speed compared to existing vision sensors. A process speed with up to 2,500 component inspections per minute is possible.

The world's smallest industrial Vision Sensor

The CS-50 is the world's smallest vision sensor – this also means it can be integrated easily into machines and systems that have limited space.

Easy to operate

Our new Autovision software can be operated by every sensor user – for everyone who wants to run their applications intuitively with a robust and powerful product.

Click-zoom & Liquid Lens Autofocus

Digitally adjusting both focal lengths and the Liquid Lens Autofocus option when changing a lens does not require the use of hardware and prevents misalignment.

Common interfaces on board

In addition to our PROFINET and RS232 standard protocols, the CS 50 is also able to communicate with your industrial environment via Ethernet/IP and TCP/IP.

1.4 GB of memory

With approximately 1.4 GB of RAM, there is enough memory for practically an unlimited amount of jobs.

PLC-compliant data types

We supply PLC-compliant data formats for a fast, convenient connection to your PLC. This makes it possible to control the parameters in a job via external systems using a direct connection to your machine control system.

SOFTWARE THE CS-50 IS BASED ON. AUTOVISION.

THE INTERFACE

Autovision is a proven, user-friendly piece of Vision software which can be configured step-by-step and has an intuitive and clearly structured menu interface.

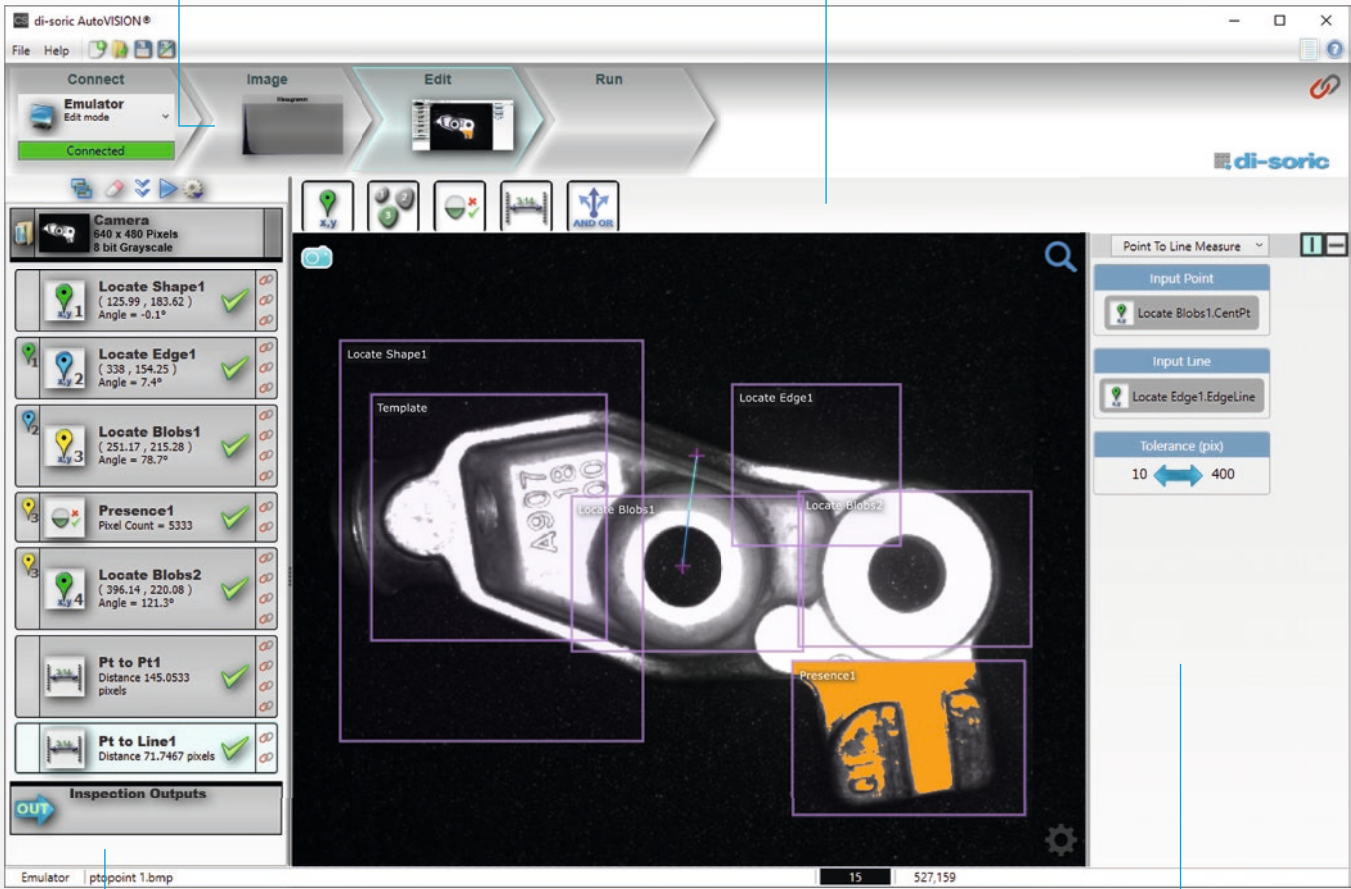
With tools in the five areas, localization, counting, detection, measurement and logic, many applications can be realized quickly and easily.

Navigation bar & verification tools

- Simple step-by-step programming
- Menu guidance available in 5 languages

Display & Drawing tools

Image viewing for checking and analysis during operation



Status tools

Measured values and test results/status are shown here

Configuration

Parameters for search criteria can be adjusted simply and directly. Limit values for the evaluation criteria can be entered easily

OUR FLEXIBLE ONE. THE CS-60 VISION SENSOR.

ALSO FOR MORE DEMANDING APPLICATIONS.

The CS-60 Vision Sensor impresses with its powerful, upgradeable software, clever and robust illumination concept, its M12 interchangeable lens system, and extensive optics accessories. Thanks to high-performance image processing tools and the quickly configurable nVision-i software, optimal performance and smooth startup is guaranteed.

Comprehensive focal lengths through M12 interchangeable lenses

for satisfying all common application requirements in the industrial vision sensor area

High-performance image-processing tools and a user-friendly, intuitive software interface

ensure easy and seamless integration

Integrated high power LED illumination in red and white

Illumination can be switched in the software for optimal startup at high speed and at a large working distance

Upgrade function

The modules “Measurement” and “1D and 2D code Reading” can be acquired separately or together as a software expansion to the standard module (Localization, Detection, Counting) with a simple license model.

More on page 9.

Reliable and fast: The ID Read tools for all common 1D and 2D code types

(Optional upgrade)

Supports industry protocols

Digital E/A, TCP/IP¹, Profinet², HTTP, FTP and ReST-API are supported

Robust, compact casing with protection class IP67

For use in working environments with active washing without the application of additional protective equipment

CS-60 VISION SENSOR – nVISION-i SOFTWARE

SAVE TIME

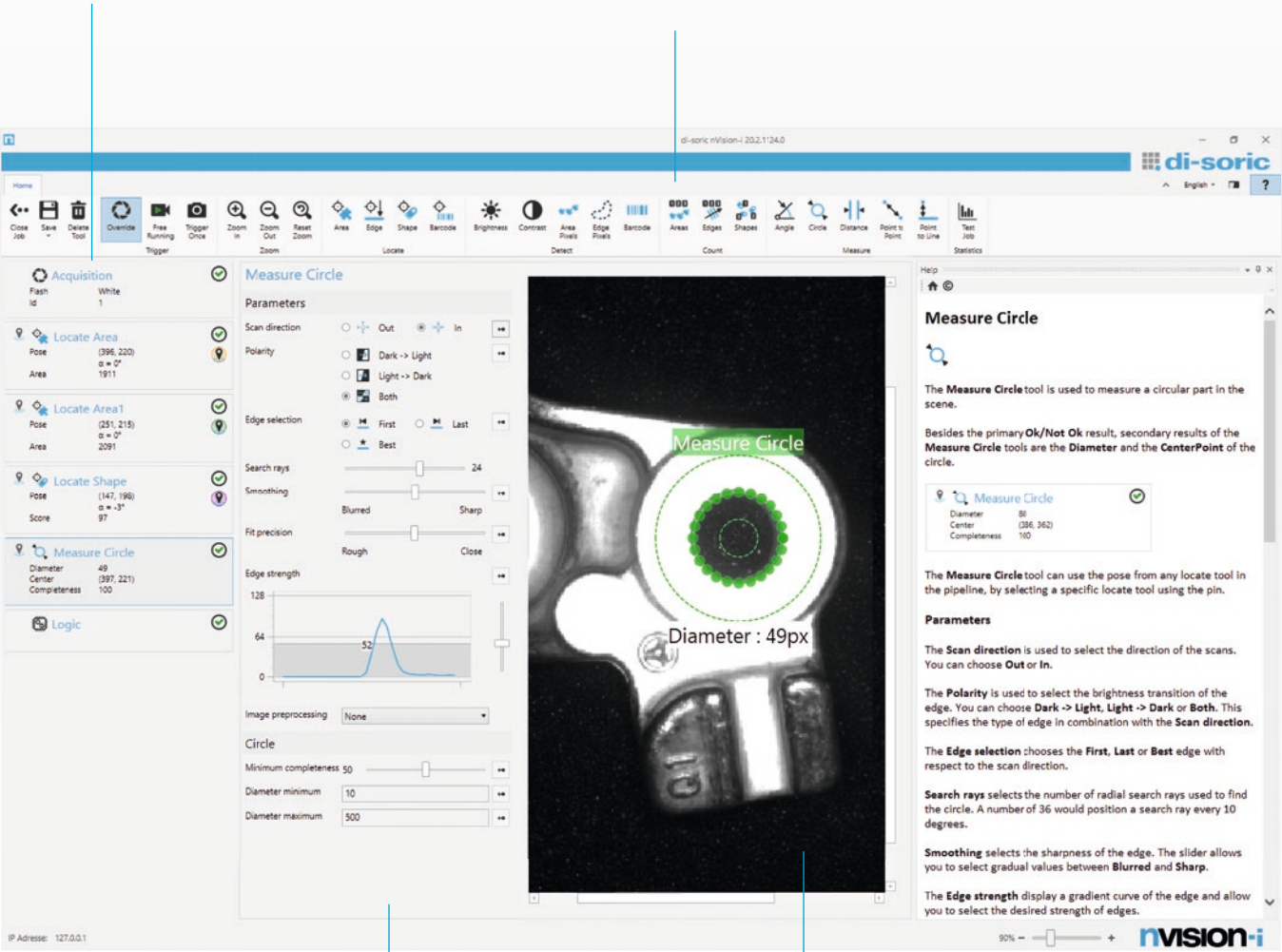
Not just because of the interface, which is clear, intuitive and simple to operate, but also because of the high-performance tools, which can be optimized at the highest level of quality and with the highest level of performance. The visualization of the pipeline and linking of individual tasks in the Logic tool make the greatest degree of flexibility and high speed in the realization of the application possible.

Pipeline & status checks

- Verification tools can be inserted here and moved via drag & drop
- Measured values and test results/status are shown here

Navigation bar & verification tools

- Intuitive and user-friendly navigation menu
- Contextual help can be displayed as needed
- Menu guidance available in 4 languages (German, English, French, Chinese)



Configuration

- Parameters for search criteria can be adjusted simply and directly
- Limit values for the evaluation criteria can be entered easily

Display & Drawing tools

- Image viewing for checking and analysis during operation
- Context-sensitive description of the tools on the right side to ensure optimal tool use with their complete functionality

CS-60 VISION SENSOR

nVISION-i SOFTWARE

YOU ONLY PAY FOR WHAT YOU NEED

With the option of adding additional tools at anytime - but not until you need them. The second option is an adjustment to the software for tailored solutions:
Desired functionality and operation with a look & feel in your own design.

UPGRADES

to the standard tool set (Localization, Detection, Counting)
with the modules “Measurement” and/or “Reading 1D & 2D codes”

CS 60 – Standard Tool Set		
Localization - Detection - Counting		
	+	+
	Measurement module	
	+	
Reading 1D/2D Codes module		
	+	
	+	
Complete modules:	Complete modules:	Complete modules:
Localization	Localization	Localization
Detection	Detection	Detection
Counting	Counting	Counting
–	Measuring	Measuring
Reading 1D/2D Codes	Reading 1D/2D Codes	–

The standard model of the CS-60 with the tool set Localization, Detection and Counting can be expanded with additional functions such as Measurement and Reading 1D & 2D Codes after purchasing the device via simple licensing.

Sending in the device serial number is all that it takes to purchase an upgrade license.

This license is entered via the user interface and the expanded functionality of the software is enabled and available immediately.

It is therefore no longer necessary to replace the vision sensor due to changing application requirements.

CUSTOMIZATION



In addition to upgrades, we also offer the expansion or modification of the nVision-i software for tailored solutions – including startup support for maximum productivity and quality gains.

For example, you need a variety of tools in an application which, taken together, reduce the performance of the sensor. We will place them together in one module for you and thereby increase productivity and performance of the CS-60 in the application.

In addition to precise, high-performance functionality, your Vision applications also get their own look & feel in the interface.

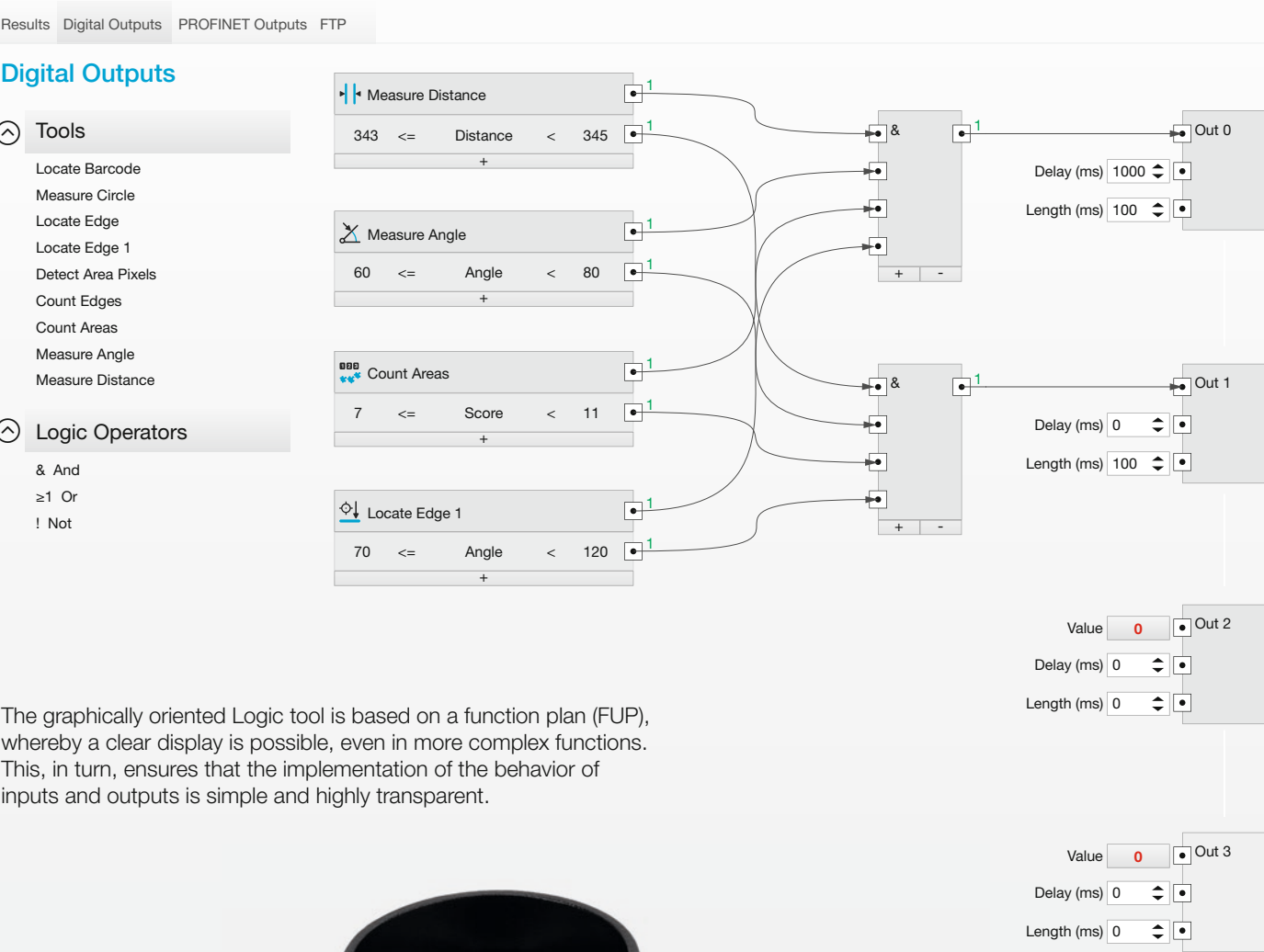
THE LOGIC TOOL

nVISION-i SOFTWARE

THE LINKING OF RESULTS WITH OUTPUTS

The free linking of the results of several tools into an overall result directly in the vision sensor provides you with high-performance – without utilizing the PLC.



































Another advantage is the high degree of flexibility: the measured values can be addressed at any point on the Profinet fieldbus.















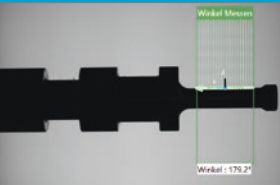
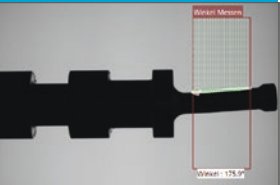


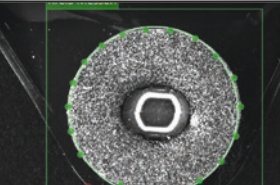
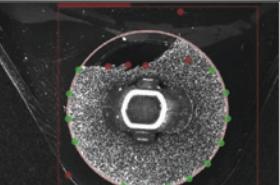






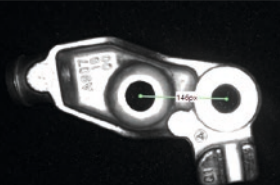



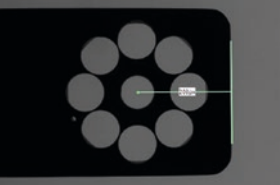






The graphically oriented Logic tool is based on a function plan (FUP), whereby a clear display is possible, even in more complex functions. This, in turn, ensures that the implementation of the behavior of inputs and outputs is simple and highly transparent.



THE IMAGE PROCESSING TOOLS

LOCALIZATION of areas, edges and shapes			CS 50	CS 60
AREA	The tool “Localize area” is used in order to localize a part in a scene using Blob analysis	 		
EDGE	Finds an edge within the defined search field and serves as a guide for subsequent tools	 		
SHAPE	Compares learned patterns within the defined working area and also serves as position correction for subsequent tools	 		
DETECTION OF THE presence/absence of a feature based on pixel values and contrast			CS 50	CS 60
BRIGHTNESS	Determines average brightness within the defined working area	 		
CONTRAST	Determines the contrast within the defined working area	 		
AREA PIXELS	Determines the number of pixels of a part of the scene	 		
EDGE PIXELS	Determines the edge texture within the defined working area	 		
LOCALIZE AND READ 1D and 2D codes				CS 60
LOCALIZATION	Finds a code within the defined search field and serves as a guide for subsequent tools. Efficient in checking labels	 		
READ	Decodes all codes and can evaluate the content using different criteria (regular expressions)	 		

SIMPLE AND FAST

COUNTING of areas, edges and shapes			CS 50	CS 60
AREAS	Determines the number of contiguous dark or bright regions	 		
EDGES	Determines the number of edges along a line/search beam	 		
SHAPES	Identifies and counts objects whose contour matches the learned contour	 		
MEASUREMENT of angles, diameters, distances			CS 50	CS 60
ANGLE	Determines the angle of an edge	 		
CIRCLE	Determines the diameter and circularity	 		
DISTANCE	The slider determines the distance between 2 edges	 		
POINT-TO-POINT	Measures the distance between 2 contour patterns, 2 circles or mixed points	 		
POINT-TO-LINE	Measures the distance between a point (from blob, contour pattern, circle or edge) and a line/edge	 		
IMAGE PROCESSING TOOLS:				
 available				
 available after upgrade				
 not available				

APPLICATIONS

VISION SENSORS


Our vision sensors rise to the challenge of ambitious verification tasks and thus can be used in a variety of industries. Via comprehensive image processing tools, both the verification of the quality and completeness of parts is possible as well as their localization and the transmission of determined positions by way of various communication interfaces.

Demanding tasks, such as quality checks of highly reflective objects and applications in changing ambient lighting situations or at high speeds are reliably performed. Integration in existing systems, even when space is limited, is easily possible. Thanks to the robust IP67 casing, our Vision Sensors can also be used in production environments where active washing takes place.




Quality checks in automobile assembly

CS-50 / CS-60




Position checks and presence checks of rivets, bores and nuts

CS-50 / CS-60



Inspection of parts and robotic pick & place

CS-50 / CS-60




Position checks in the packaging industry

CS-50 / CS-60




Positioning checks in consumer goods production

CS-50 / CS-60



Quality control prior to packaging

CS-50 / CS-60



Alignment of electronic components using barcode


Only CS-60



Quality control via barcode determination for packaging machines

Only CS-60

TECHNICAL DATA
CS-50 VISION SENSORS

	CS 50 BM2-2-ES-G1 BM2-2-ES-G5	CS 50 BM2-4-ES-G1 BM2-4-ES-G5	CS 50 BM2-4L-ES-G1 BM2-4L-ES-G5
Casing dimensions H/W/D	25.4 / 44.5 / 44.5 mm	25.4 / 44.5 / 44.5 mm	25.4 / 44.5 / 44.5 mm
Service voltage	5 to 30VDC	5 to 30VDC	5 to 30VDC
Working distance	50 – 300 mm	40 – 150 mm	75 – 1200 mm
Selectable focal length	5 mm / 10 mm	16 mm / 32 mm	16 mm / 32 mm
Internal lights	<ul style="list-style-type: none">G1: High power, redG5: High power, white	<ul style="list-style-type: none">G1: High power, redG5: High power, white	<ul style="list-style-type: none">G1: High power, redG5: High power, white
Image output	Monochrome / VGA	Monochrome / VGA	Monochrome / VGA
Tools	<ul style="list-style-type: none">FindingCountingPresenceMeasuringLogic	<ul style="list-style-type: none">FindingCountingPresenceMeasuringLogic	<ul style="list-style-type: none">FindingCountingPresenceMeasuringLogic
Storage / number of jobs	1.4 GB / virtually unlimited	1.4 GB / virtually unlimited	1.4 GB / virtually unlimited
Focusing	Electronic Autofocus	Electronic Autofocus	Electronic Autofocus
Interfaces & protocols	RS232 Ethernet/IP, TCP-IP, ProfiNet	RS232 Ethernet/IP, TCP-IP, ProfiNet	RS232 Ethernet/IP, TCP-IP, ProfiNet
Digital inputs / outputs	1 (trigger)/3	1 (trigger)/3	1 (trigger)/3
Image storage	Via FTP	Via FTP	Via FTP
Accessories	<ul style="list-style-type: none">FiltersDiffusorPolarizerHolderCableHMIHigh power additional illumination	<ul style="list-style-type: none">FiltersDiffusorPolarizerHolderCableHMIHigh power additional illumination	<ul style="list-style-type: none">FiltersDiffusorPolarizerHolderCableHMIHigh power additional illumination

TECHNICAL DATA
CS-60 VISION SENSORS

	CS60 -BM28-EP15/300	
Casing dimensions H/W/D	85 / 45 / 34 mm	
Service voltage	18 to 30VDC	
Working distance	1 Vision Sensor with S-mount - 4 lenses: 50 – 1500 mm	
Focal length	Variable - S-mount: 3.6, 8, 16, 25 mm	
Internal lights	Switchable integrated illumination: <ul style="list-style-type: none">High power, redHigh power, white	
Image format	Monochrome / 752x450px	
Tools	Standard: <ul style="list-style-type: none">LocalizationDetectionCounting Upgrade options: <ul style="list-style-type: none">Upgrade to Measurement moduleUpgrade to Reading 1D & 2D Codes moduleCustomization	
Storage / number of jobs	16 GB / to 255	
Focusing	Manual focusing with lens focal lengths 3.6, 8, 16, 25 mm	
Interfaces & protocols	Digital I/O TCP/IP ¹ Profinet ²	HTTP FTP ReST API
Digital inputs / outputs	2 + 1 external trigger / 4 + 1 ready signal	
Image storage	Via FTP / manually in the software	
Accessories	<ul style="list-style-type: none">LensesFiltersDiffusorPolarizerHolderCableHMI	

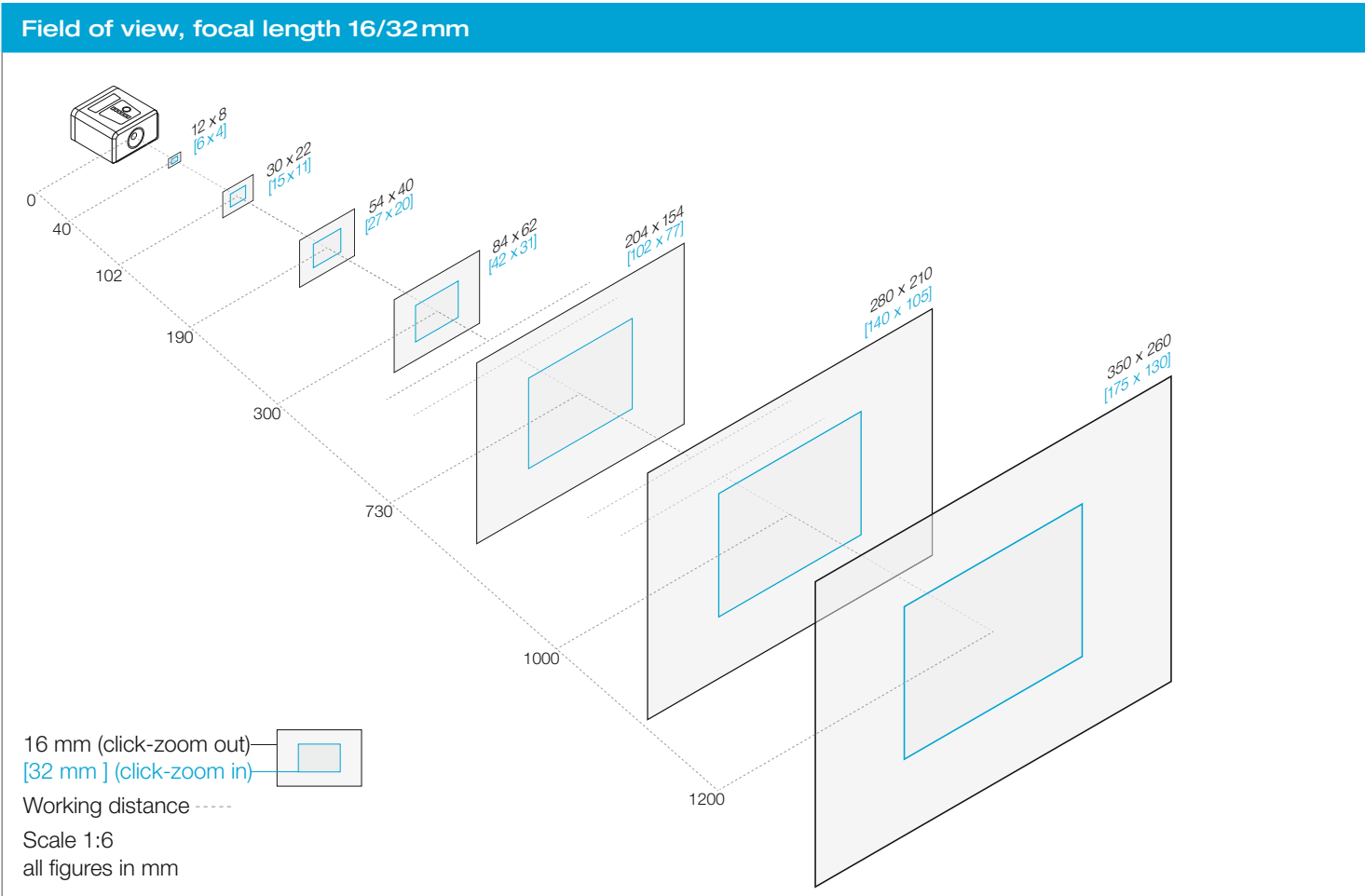
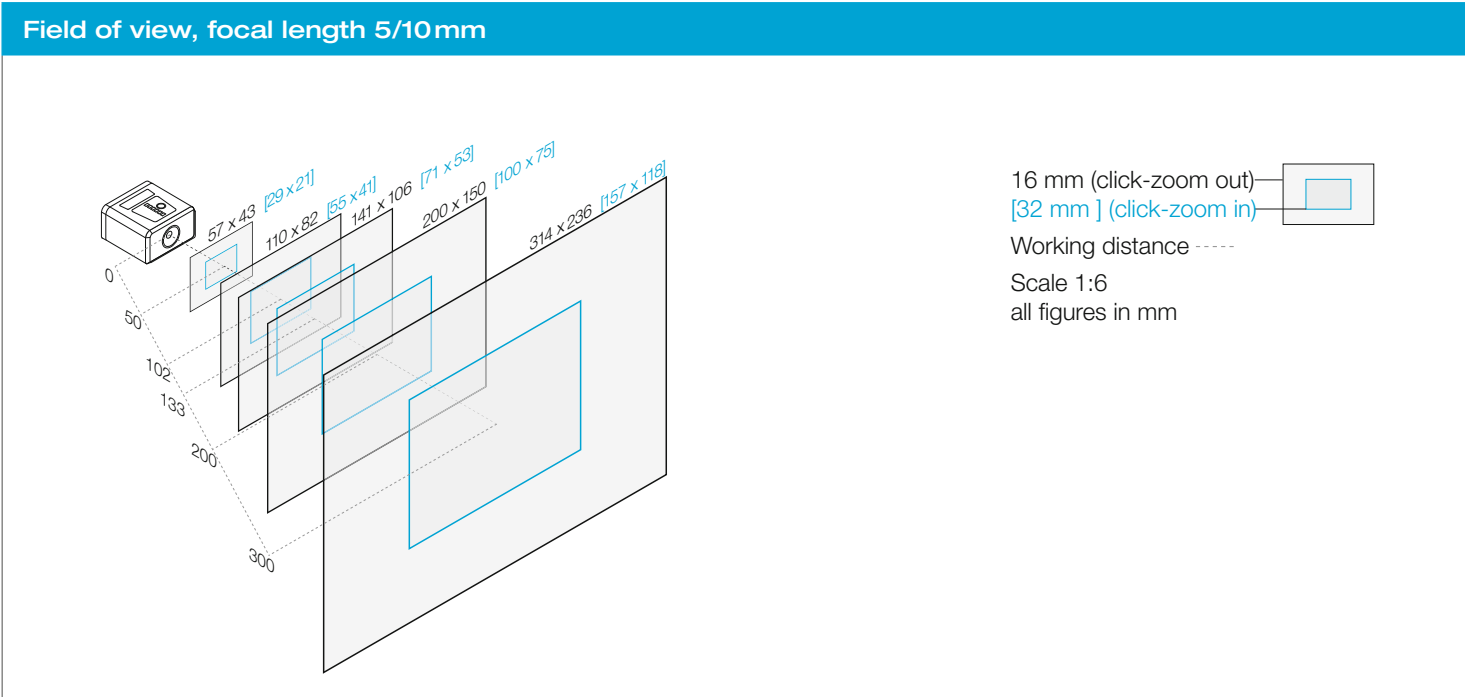
¹Available from Q3 2020, ²Profinet certification starting in Q3 2020

FIELDS OF VIEW

CS-50

THE MODELS WITH LIQUID LENS 5/10 MM AND 16/32 MM

The following representation shows the fields of view of the CS-50 models with Liquid lenses at various working distances.

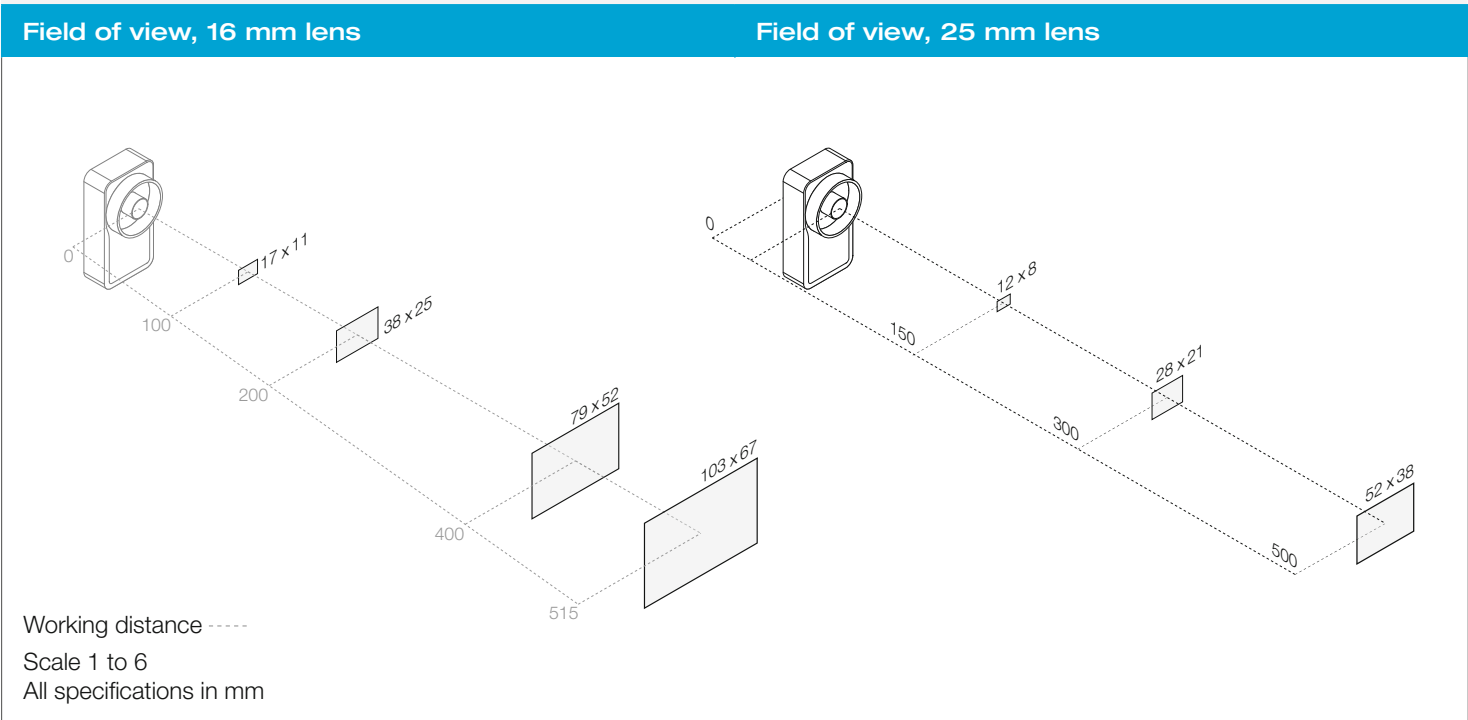
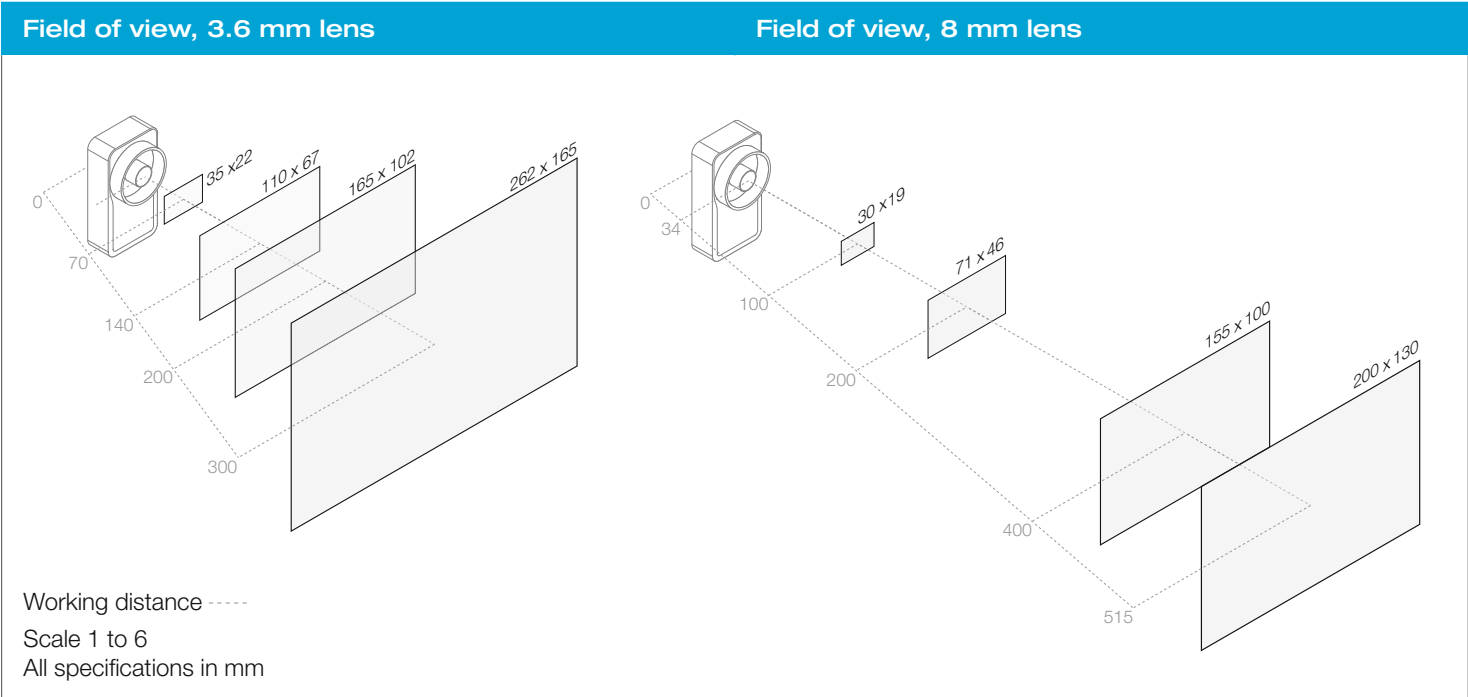


FIELDS OF VIEW

CS-60

THE 0.3 MEGAPIXEL MODEL – 4 LENSES

The following table shows the fields of view with the available lenses at various working distances for the CS-60 with 736 x 480 pixels (0.3 MP).
Working distance: Back edge sensor to worktop. Depth of sensor: 34 mm.



Aperture	Working distance (WD) minimum focus distance - without spring		
CS-60 with	3.6 mm lens	8 mm lens	25 mm lens
F4	WD 90 mm	WD 90 mm	WD 150 mm
F8	WD 90 mm	WD 90 mm	WD 150 mm

LIGHTS FOR VISION SENSORS

VISION ID LIGHTS

There are applications that require the illumination of objects. di-soric has an extensive portfolio of lights for industrial image processing and identification that satisfy these requirements. Further information can be found in the brochure “Vision ID Lights” or on our website www.di-soric.com.



WWW.DI-SORIC.COM

ACCESSORIES FOR VISION SENSORS

CUSTOMIZED ACCESSORIES

It is not only the quality of the sensors that plays a major role in the process-reliable detection of parts and objects. The accessories are also very important. They can ensure flexible, stable mounting, secure signal transmission and much more.




CS-50 HMI



CS-60 LENSES

CONNECTING LINES AND BRACKETS



WWW.DI-SORIC.COM

SOLUTIONS. CLEVER. PRACTICAL.

di-soric headquarters

Germany: di-soric GmbH & Co. KG | Steinbeisstrasse 6 | 73660 Urbach
Phone +49 71 81 98 79-0 | Fax +49 71 81 98 79-179 | info@di-soric.com

di-soric branch offices

Austria: di-soric Austria GmbH & Co. KG | Phone +43 7228 72 366 | info.at@di-soric.com

France: di-soric SAS | Phone +33 476 61 65 90 | info.fr@di-soric.com

Netherlands: di-soric B.V. | Phone +31 413 33 13 91 | info.nl@di-soric.com

Switzerland: di-soric SNT AG | Phone +41 44 817 29 22 | info.ch@di-soric.com

Singapore: di-soric Pte. Ltd. | Phone +65 6634 38436 | info.sg@di-soric.com

Further information available at: www.di-soric.com/international

www.di-soric.com